

If you have any questions, please contact me at jamie@teachmommyteach.com

Thank you for downloading!

You May:

- use these resources in your own home or classroom for non-commercial use.
- print as many copies as you would like.
- share the website link, <https://teachmommyteach.com/>, where this printable can be found, so that others can download the file.

You May NOT:

- sell, give away, or share a printed copy. Each person should download separately and print.
- print out a copy for multiple teachers, as in an entire school, co-op, or other group. Each teacher should download separately and print.
- link directly to the pdf. Instead, link to the page on <https://teachmommyteach.com/> or <https://teacherspayteacher.com/> where you found the download.
- claim this or any part of this printable as your own.
- alter this printable and claim it as your own.
- host any of the files on your personal or other websites that can be shared with others.
- Upload this resource to any file sharing sites

Credits!! Thank you Speaking of Images and Open Clipart!



<https://www.teacherspayteachers.com/Store/Speaking-Of-Images>



<https://openclipart.org/>

Sight Words First Grade

Book 13: Pretty

Pre-Reading Worksheets

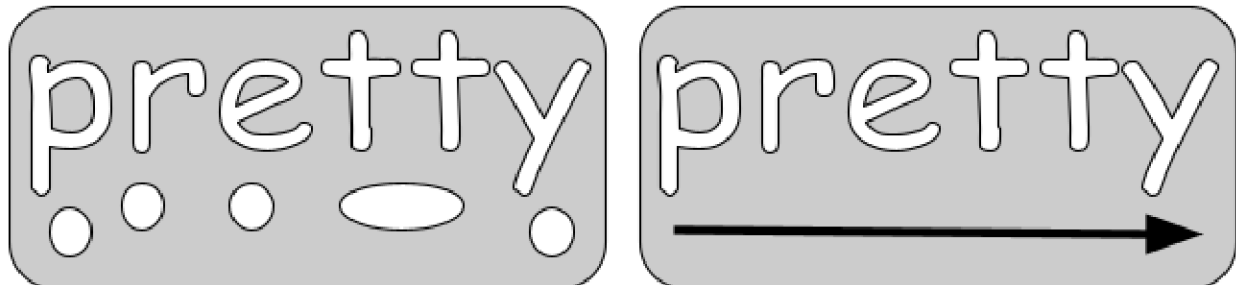
Your child will practice the high-frequency words *pretty*, *said*, and *very*. Your child will also practice CVC words, blends, and reading sentences with quotation marks.

Name: _____

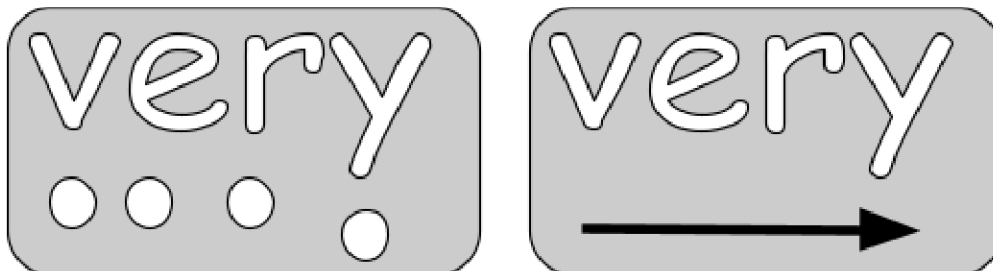
The **y** at the end of many words represents a **long e sound**. If a word is 2 or more syllables, the **y** will most likely represent the **long e sound**. Practice saying the **long e sound**. Use the picture of the mouth below as a reference.



Sound out the following word. Remember the **y** will represent the **long e sound** because this word has more than 1 syllable. Circle each syllable in the word below.




The following word is very tricky to sound out. The **e** will represent the **long a sound**. The **y** will represent the **long e sound** because this word has more than 1 syllable. Circle each syllable in the word below.



Name: _____

An exception to the rule that the **y** will represent the **long e sound** at the end of a word are words with only 1 syllable. The **y** in 1 syllable words will always represent the **long i sound**. Practice saying the **long i sound**. Then read the 1 syllable words that end in **y**.



my

by

fly




cry

Practice reading **my**, which is 1 syllable, when reading the sentences below. Circle the word **my** each time you read the word.

My pal is very pretty.

My dog is very pretty.

UR can represent the **er sound**. Practice the **er sound**. Then sound out the word.



Read the following sentences.


My dog is very pretty. She has pretty fur.

Name: _____

Said is a sight word. The **s** and **d** in the word **said** follow normal phonics patterns, but the **ai** does not. The **ai** will represent a **short e sound**. This does not follow normal phonics patterns because normally **ai** would represent a **long a sound**. Practice reading the word **said**.



Let's practice the sight word **said**. Help the pretty kitty get his toy by following the word **said** through the maze.

	now	said	said	said	said	his
said	at	said	said	act	ned	said
said	maw	sit	sat	said	law	now
said	now	now	pot	said	got	sow
said	now	rap	pot	said	got	got
said	saw	my	tot	said	not	now
said	said	said	said	sad	sid	Sid
said	said	set	sat	nap	nip	Are
said	said	set	sat	nap	nip	and
said	said	set	sat	nap	nip	Can



Name: _____


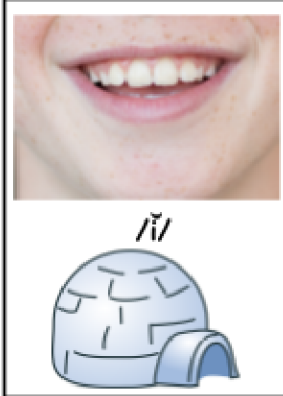
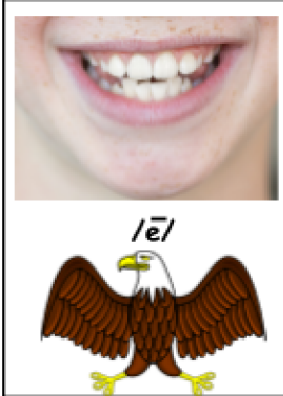

Match the words to the correct vowel.

Long I

Short I

Long E

Short E

			
---	---	--	---

my	pretty	very
said	by	Sid

Sight Words First Grade

Book 13: Pretty

Extra Practice

Post-Reading Worksheets

Name: _____

Read the following short story. Circle any word that is tricky to sound out.

A very pretty dog sat on a mat. A little, wet dog saw the mat.

"I want to sit on the mat. Can I sit on the mat?" said the little, wet dog.

"No," said the very pretty dog.

The little, wet dog was sad.

A man saw the little, wet dog. "I want to help the little, wet dog," said the man. The man got a very pretty rug for the little, wet dog!

"The very pretty rug is for a little, wet dog who is very pretty!" said the man.

The little, wet dog is glad. The little, wet dog wags and wags. The man hugs the little, wet dog.



Name: _____

Look at the words you circled on the previous page. Read the circled words again. Then write them on the handwriting lines below. Finally read those words one more time.

Handwriting practice lines consisting of solid top and bottom lines with a dashed middle line, repeated ten times.

Sight Words First Grade

Book 13: Pretty

Answers

Pre-Reading Worksheets

Your child will practice the high-frequency words *pretty*, *said*, and *very*. Your child will also practice CVC words, blends, and reading sentences with quotation marks.

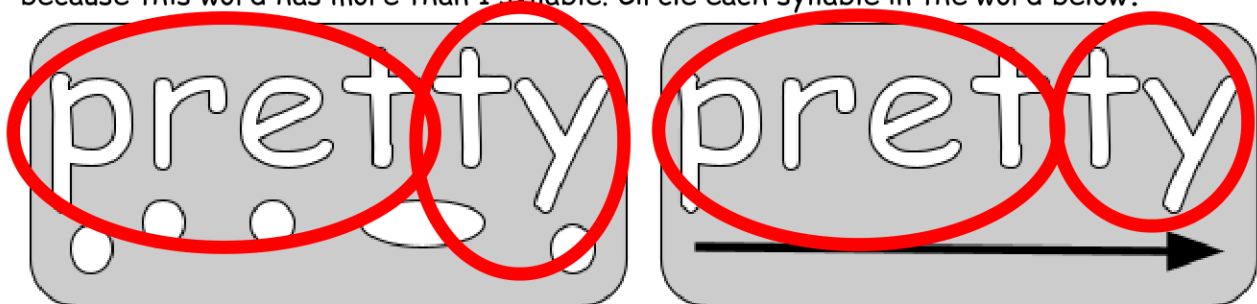
Answers

Name: _____


The **y** at the end of many words represents a **long e sound**. If a word is 2 or more syllables, the **y** will most likely represent the **long e sound**. Practice saying the **long e sound**. Use the picture of the mouth below as a reference.



Sound out the following word. Remember the **y** will represent the **long e sound** because this word has more than 1 syllable. Circle each syllable in the word below.




The following word is very tricky to sound out. The **e** will represent the **long a sound**. The **y** will represent the **long e sound** because this word has more than 1 syllable. Circle each syllable in the word below.



Name: **Answers**

An exception to the rule that the **y** will represent the **long e sound** at the end of a word are words with only 1 syllable. The **y** in 1 syllable words will always represent the **long i sound**. Practice saying the **long i sound**. Then read the 1 syllable words that end in **y**.



my

by

fly



cry

Practice reading **my**, which is 1 syllable, when reading the sentences below. Circle the word **my** each time you read the word.

My pal is very pretty.

My dog is very pretty.

UR can represent the **er sound**. Practice the **er sound**. Then sound out the word.



Read the following sentences.


My dog is very pretty. She has pretty fur.

Name: Answers

Said is a sight word. The **s** and **d** in the word **said** follow normal phonics patterns, but the **ai** does not. The **ai** will represent a **short e sound**. This does not follow normal phonics patterns because normally **ai** would represent a **long a sound**. Practice reading the word **said**.



Let's practice the sight word **said**. Help the pretty kitty get his toy by following the word **said** through the maze.

	now	said	said	said	said	his
said	at	said	said	act	ned	said
said	maw	sit	sat	said	law	now
said	now	now	pot	said	got	sow
said	now	rap	pot	said	got	got
said	saw	my	tot	said	not	now
said	said	my	tot	said	not	not
said	said	said	said	sad	sid	Sid
said	said	set	sat	nap	nip	Are
said	said	set	sat	nap	nip	and
said	said	set	sat	nap	nip	Can

↓

Name: Answers

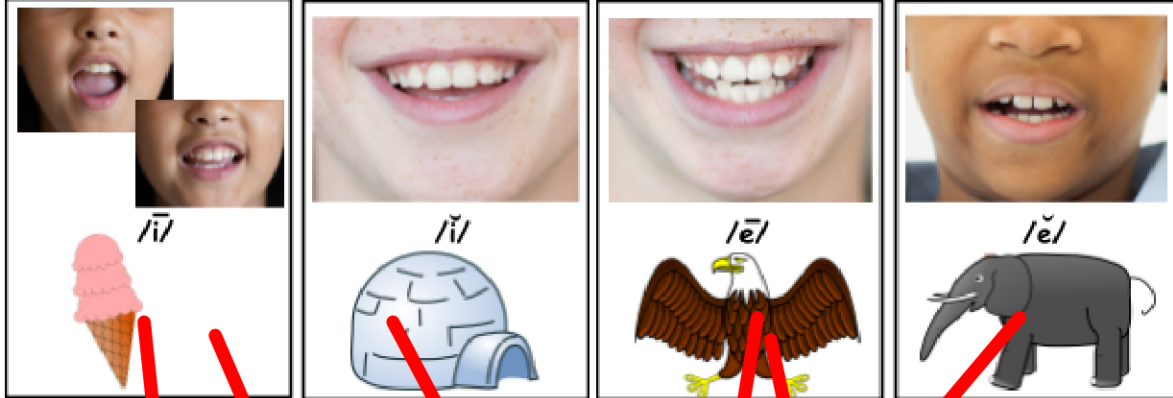
Match the words to the correct vowel.

Long I

Short I

Long E

Short E



my	pretty	very
said	by	Sid

Sight Words First Grade

Book 13: Pretty

Answers

Extra Practice

Post-Reading Worksheets

Answers

Name: _____

Read the following short story. Circle any word that is tricky to sound out.

Answers will vary.

A very pretty dog sat on a mat. A little, wet dog saw the mat.

"I want to sit on the mat. Can I sit on the mat?" said the little, wet dog.

"No," said the very pretty dog.

The little, wet dog was sad.

A man saw the little, wet dog. "I want to help the little, wet dog," said the man. The man got a very pretty rug for the little, wet dog!

"The very pretty rug is for a little, wet dog who is very pretty!" said the man.

The little, wet dog is glad. The little, wet dog wags and wags. The man hugs the little, wet dog.



Name: Answers

Look at the words you circled on the previous page. Read the circled words again. Then write them on the handwriting lines below. Finally read those words one more time.

Answers will vary.

Handwriting practice lines consisting of multiple sets of solid top and bottom lines with a dashed middle line.